

**CLEARANCES:**

Install the oven with a minimum 1-inch clearance on sides and back to combustible construction. Consult the manual for enclosure instructions.

**VENTING:**

The oven can be vented in two methods:

1. Direct vent using 8 inch chimney pipe listed to UL 103 HT and installed per UL 737.
2. Indirect vent using Type 1 hood system installed per UL 2162.

**SHELF:**

Stainless steel shelf bolts to oven. Shelf to be covered with non-combustible material provided by installer.

**WEIGHT:** 2,300 lb

**UTILITIES:**

No electricity or gas required

**NOTE:**

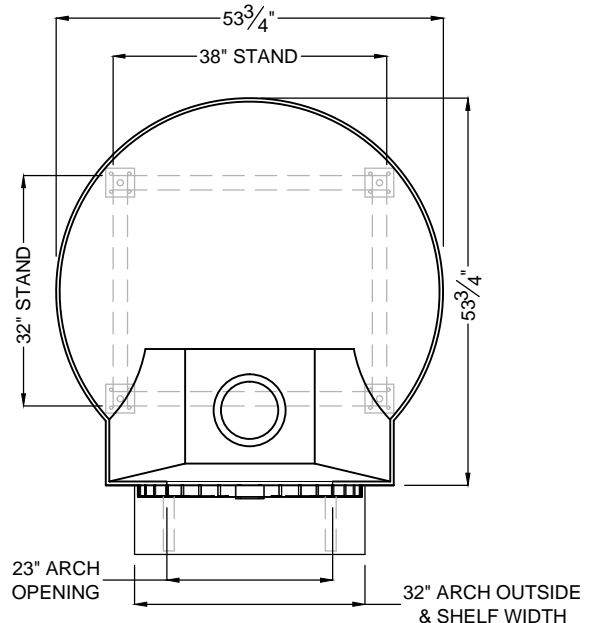
The oven should be installed in accordance with all relevant local and national codes and in a manner acceptable to the authority having jurisdiction.\*

\* Progressive changes in technology and product development may necessitate changes to specifications without notice.

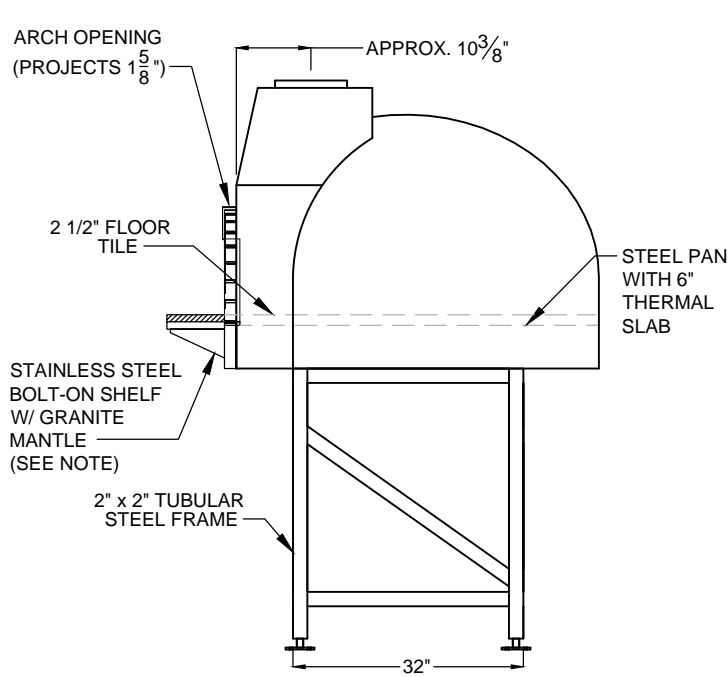
# MUGNAINI

- SINCE 1989 -

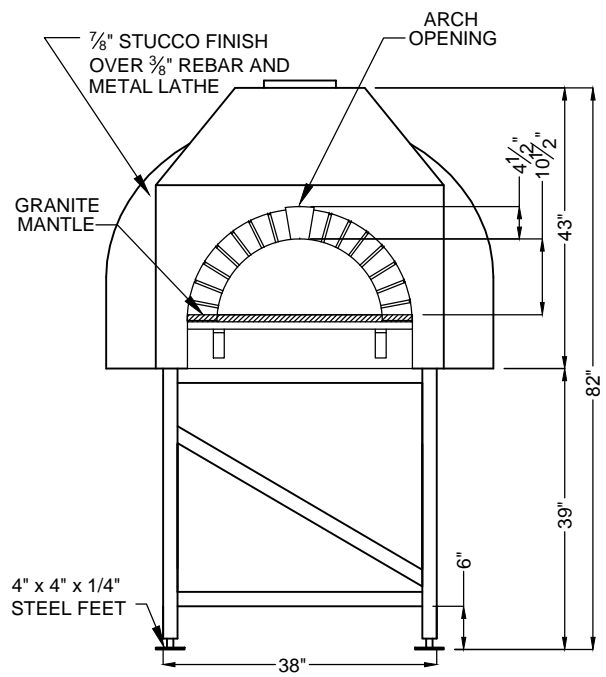
MODEL : 100 PA  
 SERIES : COMMERCIAL  
 ENCLOSURE : STD (WOOD)



**TOP VIEW**



**SIDE VIEW**



**FRONT VIEW**